

	Name	Data Type	Attributes
1	ID1_1	ModBusCommLib.Comm_Channel_MB	retain
2	ID1_2	ModBusCommLib.Comm_Channel_MB	retain
3	Req1_1	bool	retain
4	Req1_2	bool	retain
5	Trigger_out	bool	retain
6	Valid1_1	bool	retain
7	Valid1_2	bool	retain
8	SlaveAddr1	string[40]	constant
9	Port1_1	string[40]	constant
10	Port1_2	string[40]	constant
11	En_Prim	bool	retain
12	EN_Sec	bool	retain
13	Period	time	retain
14	StartAddr_R	string[40]	constant
15	StartAddr_R1	string[40]	constant
16	StartAddr_w	string[40]	constant
17	ENABLE_PORT1	bool	retain
18	ENABLE_PORT2	bool	retain
19	PulseOut	bool	retain
20	test	bool	retain
21	RD1_REAL	real	retain
22	RD5_REAL	real	retain
23	ID2_1	ModBusCommLib.Comm_Channel_MB	retain
24	Valid2_1	bool	retain
25	SlaveAddr2	string[40]	constant
26	ID2_2	ModBusCommLib.Comm_Channel_MB	retain
27	Port2_1	string[40]	constant
28	Port2_2	string[40]	constant
29	Valid2_2	bool	retain
30	Req2_1	bool	retain
31	Req2_2	bool	retain
32	test2	Dint	retain
33	Slave1_Status	dint	retain
34	Enable	bool	retain
35	Initial_start	bool	retain
36	Slave2_Status	dint	retain
37	ESD1_PORT_1_2_FAULTY	string[70]	constant
38	ESD1_PORT_1_1_FAULTY	string[70]	constant
39	ESD1_PORT_2_1_FAULTY	string[70]	constant
40	ESD1_PORT_2_2_FAULTY	string[70]	constant
41	pulse	bool	retain
42	PTOff	time	retain
43	A20_HS_054	bool	
44	B20_HS_054_HSI	HSICmdDigitalOutput	
45	Pulse1_5Sec	time	retain
46	Pulse2_5Sec	time	retain
47	Source_1	string[30]	constant
48	Source_2	string[30]	constant

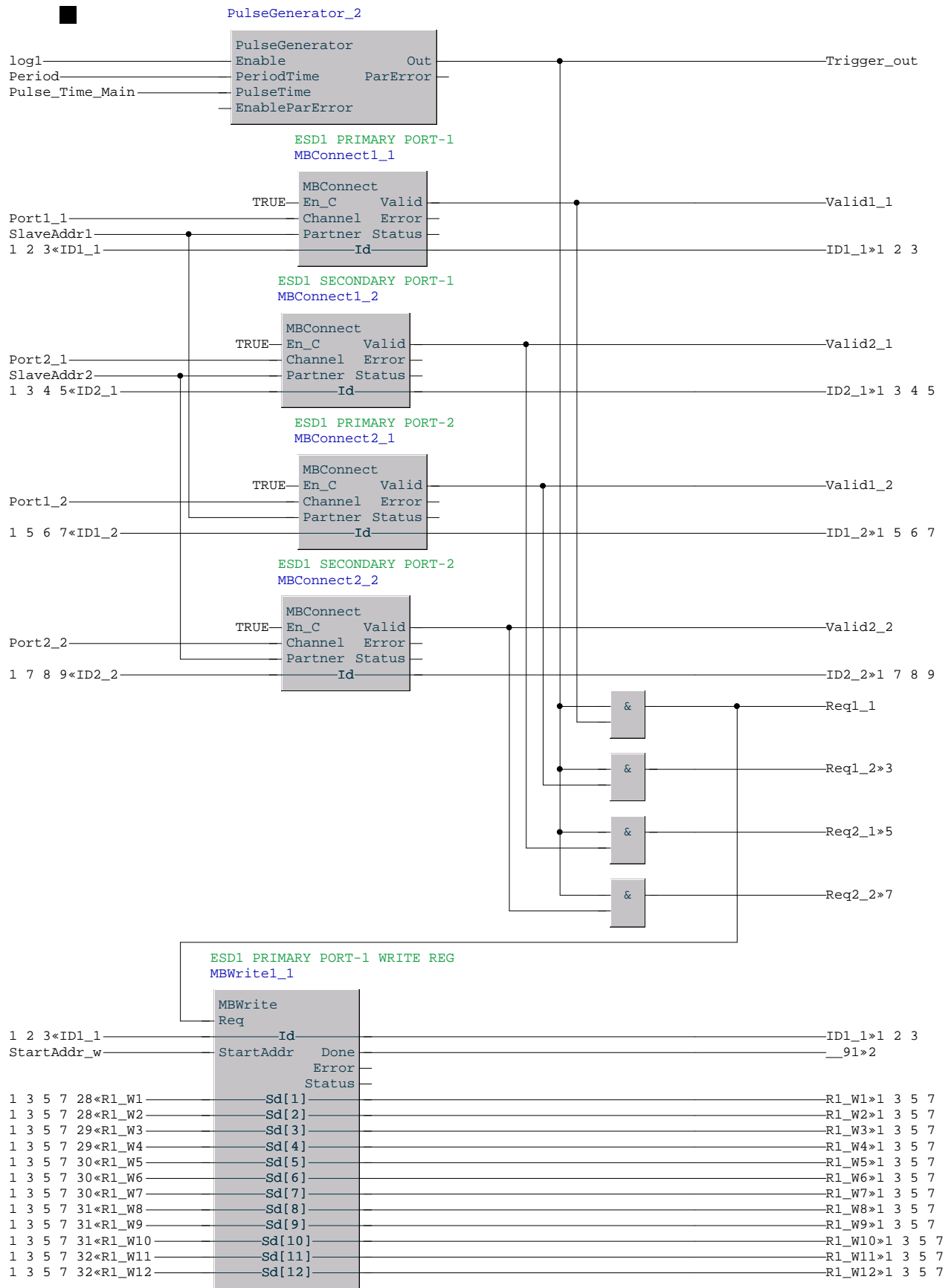
	Initial Value	I/O Address	Access Variables
1			
2			
3			
4			
5			
6			
7			
8	'21'		
9	'1.1'		
10	'7.1'		
11			
12			
13	3s		
14	'%IW10#3000'		
15	'%IW10#3032'		
16	'%QW10#4000'		
17	true		
18	true		
19			
20			
21			
22			
23			
24			
25	'22'		
26			
27	'1.2'		
28	'7.2'		
29			
30			
31			
32			
33			
34	true		
35			
36			
37	'ESD1_PORT_1_2_f'		
38	'ESD1_PORT_1_1_f'		
39	'ESD1_PORT_2_1_f'		
40	'ESD1_PORT_2_2_f'		
41			
42	5s		
43			
44			
45	5s		
46	5s		
47	'NODE1_1.1'		
48	'NODE1_1.2'		

	Description
1	
2	
3	
4	
5	
6	
7	
8	Modbus Adress
9	Position of CI853 + Channel
10	Position of CI853 + Channel
11	
12	
13	Time of Request
14	identifies the first requested variable in the remote system.
15	identifies the first requested variable in the remote system.
16	identifies the first requested variable in the remote system.
17	
18	
19	
20	
21	
22	
23	
24	
25	
26	
27	
28	
29	
30	
31	
32	
33	
34	
35	
36	
37	
38	
39	
40	
41	
42	
43	
44	
45	
46	
47	
48	

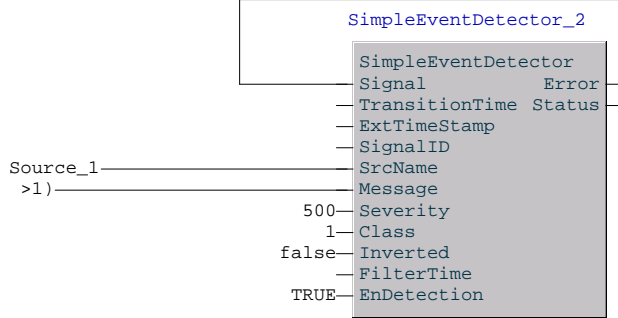

	Name	Data Type	Attributes
49	Source_3	string[30]	constant
50	Source_4	string[30]	constant
51	Pulse_Time_Main	time	retain

	Initial Value	I/O Address	Access Variables
49	'NODE1_7.1'		
50	'NODE1_7.1'		
51	1s		

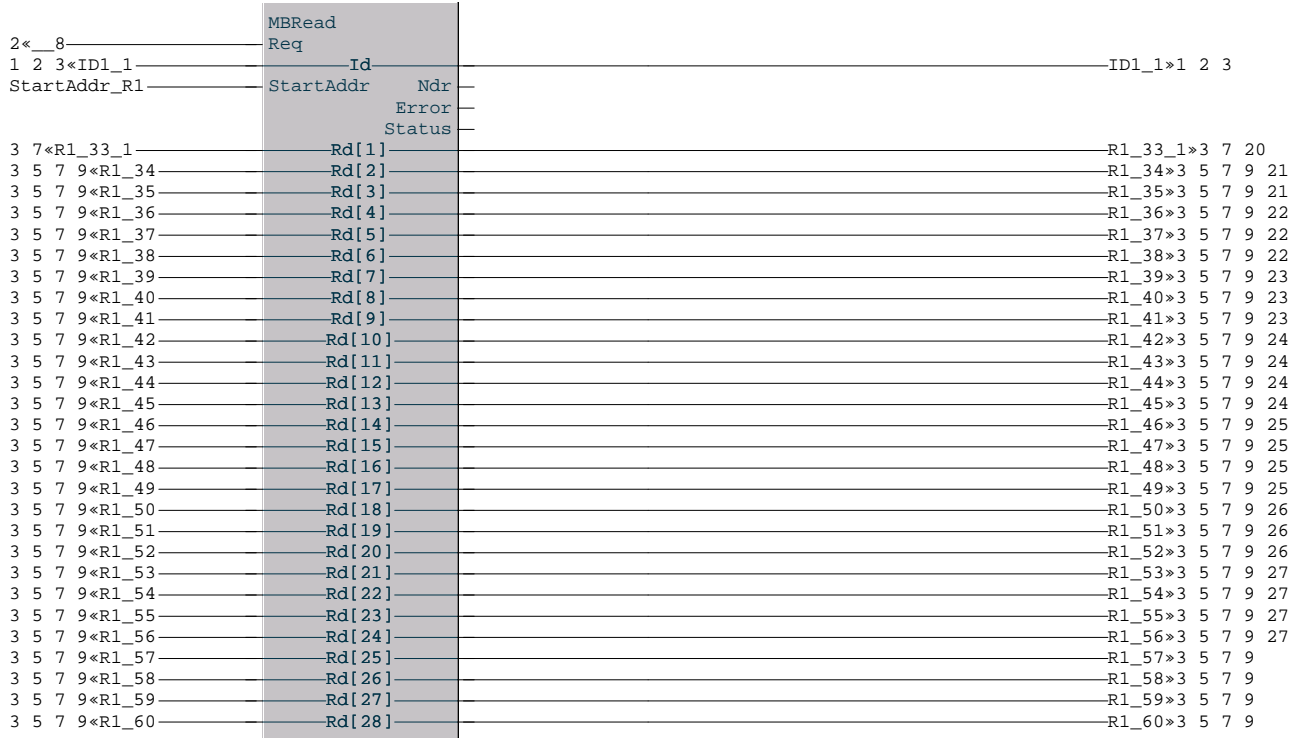
	Description
49	
50	
51	



ESD1 PRIMARY PORT-1 READ REG - 1
 MBRead1_1_1



ESD1 PRIMARY PORT-1 READ REG -2
 MBRead2_1_1



ESD1 SECONDARY PORT-1 WRITE REG
 MBWrite1_2

